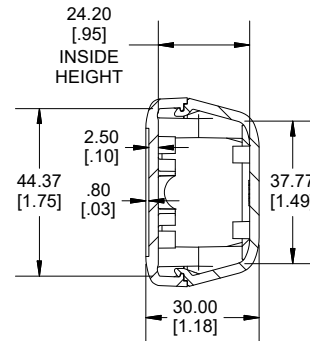
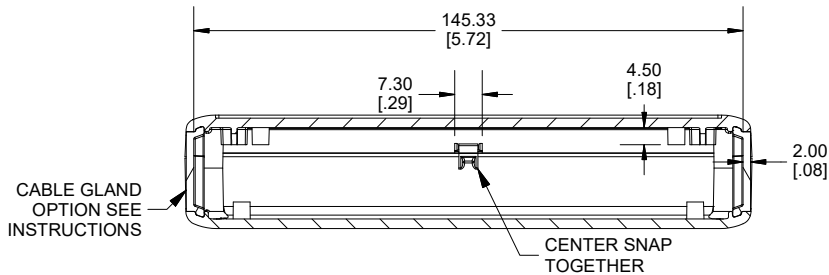
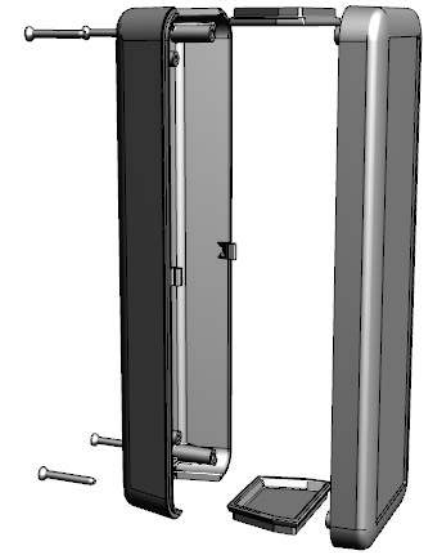


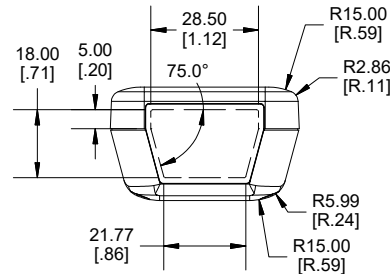
TOP VIEW



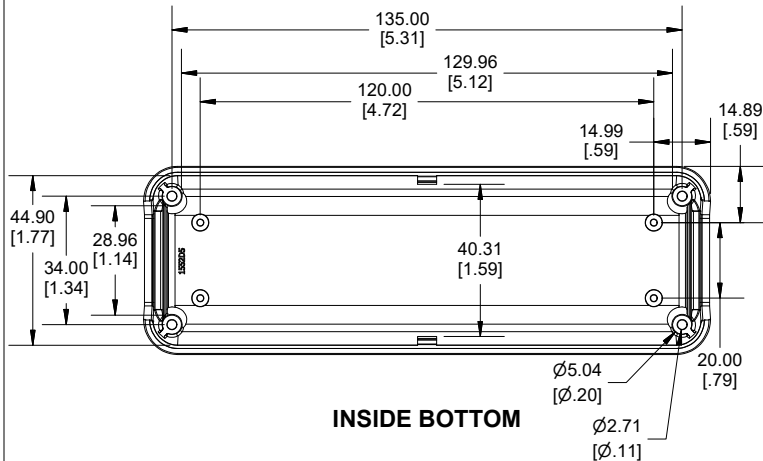
SECTION B-B  
END VIEW



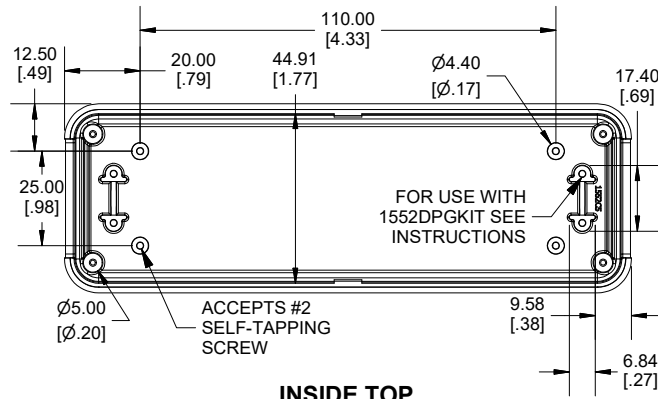
SECTION A-A  
SIDE VIEW



USEABLE PANEL AREA



INSIDE BOTTOM



INSIDE TOP

MAXIMUM PCB LAYOUT  
DRAWINGS ARE AVAILABLE

Dimensions:  
mm  
[inches]

Enclosures can be Factory Modified (Milling, Drilling, Printing etc.)  
Contact Factory (modshop@hammfg.com) for quotes  
Solid models of this enclosure available in .stp or .x\_t  
(Part number and text placement/orientation on our products are subject to change,  
we do not recommend using them as a locating reference for modification purposes)

**NOTE**

Purchased assembly includes box, lid, 2 Panels and 4 cover screws  
Molded from FR ABS (UL94-V0) plastic

**Recommended Cover screw torque -- 21-28 ozf-in (15-20 cN-m)**

1552	
1552D Regular Enclosure	
Fire Retardant ABS Grey	1552D5GY
Fire Retardant ABS Black	1552D5BK
ACCESSORIES	
1552D End Panel (Pkg 10)	1552DPLGY-10 (Grey) 1552DPLBK-10 (Black)
1552D cover screw [#2 X 3/4" Self-Tap] (Pkg 50)	SC551-50 (Grey) SC551BK-50 (Black)
1552D Cable gland Kit [1 Cable Gland, 1 Tie Down, 2 Tie down screws]	1552DPGKITGY (Grey) 1552DPGKITBK (Black)
1552 Wall Mount Holder	1552DHGY (Grey) 1552DHBK (Black)
Tie Down Screw [#2 X 1/4" Self-Tap] (Pkg 50)	SC508-50
P.C. Board Plastite Self Tapping Screw [#2 x 3/16" Self-Tap] (PKG 100)	1553WTS100

**HAMMOND  
MANUFACTURING**

**1552D5**

www.hammondmfg.com